

TEST DRIVEN DEVELOPMENT MAKEFILES

Problem Solving with Computers-I

C++

```
#include <iostream>
using namespace std;

int main(){
    cout<<"Hola Facebook\n";
    return 0;
}
```



How difficult do you find the course so far?

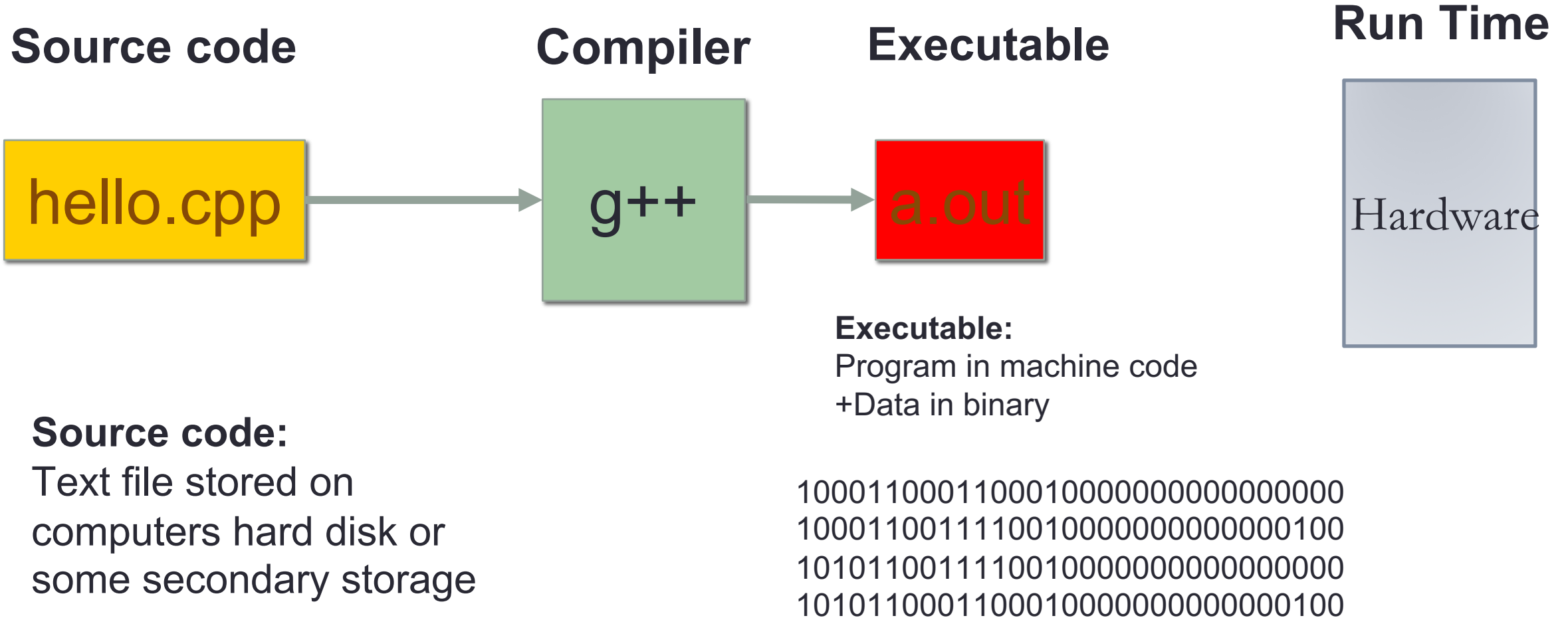
- A. Too easy
- B. Easy, I sail through the labs with little effort
- C. Moderately easy/difficult – I have to apply concepts and can complete the labs and homeworks with moderate effort
- D. I understand the material but my partner does everything --- I don't really have the confidence to code.
- E. I am really struggling and feel underprepared for this class

Announcements

- Midterm next week Oct 25:

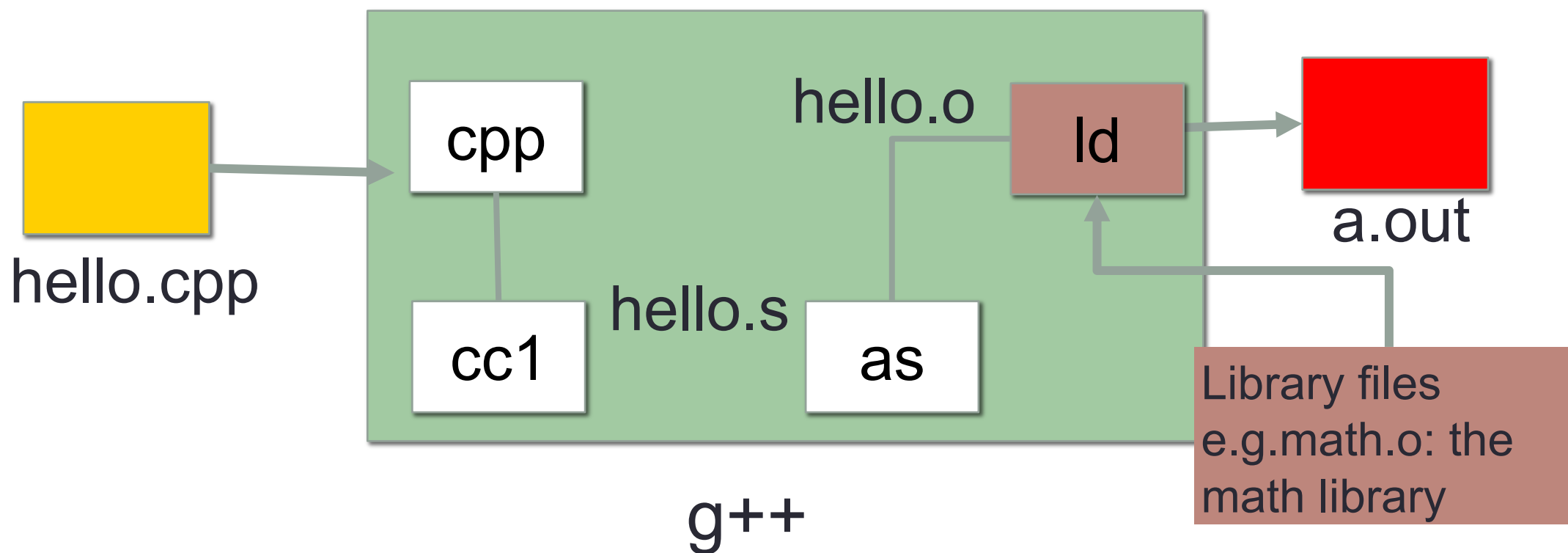
For more info see: <https://ucsb-cs16-f18-mirza.github.io/exam/e01/>

The compilation process



g++ is composed of a number of smaller programs

- Code written by others (libraries) can be included
- ld (linkage editor) merges one or more object files with the relevant libraries to produce a single executable



Steps in gcc

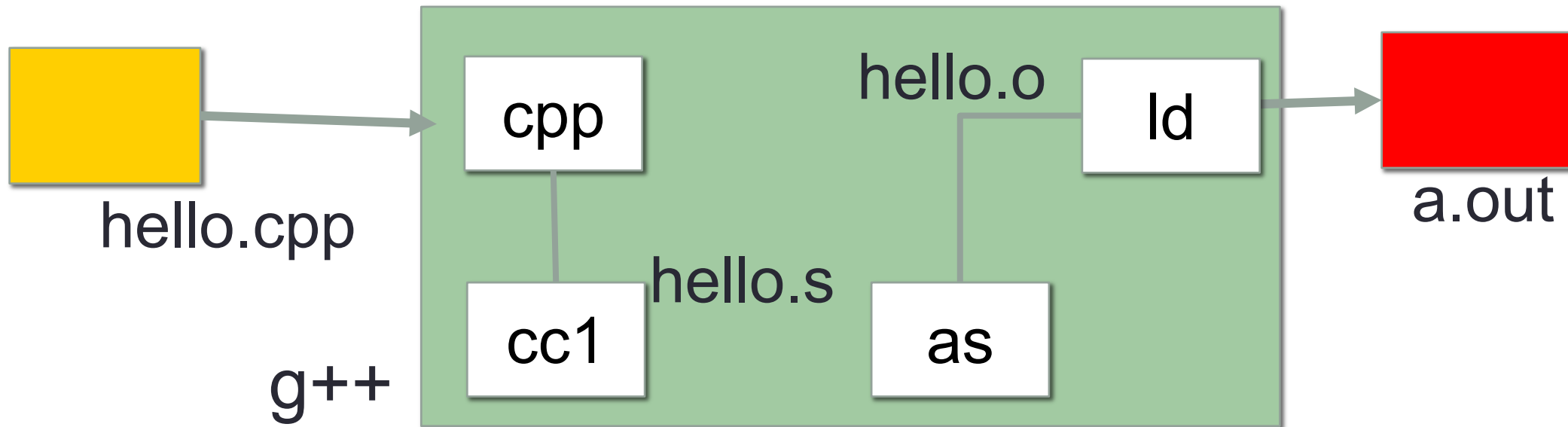
- Ask compiler to show temporary files:

```
$ g++ -S hello.cpp
```

```
$ g++ -c hello.o
```

```
$ g++ -o hello hello.cpp
```

```
$ g++ functions.o main.o -o myhello
```



Make and makefiles

- The unix make program automates the compilation process as specified in a Makefile
- Specifies how the different pieces of a program in different files fit together to make a complete program
- In the makefile you provide a recipe for compilation
- When you run make it will use that recipe to compile the program

```
$ make
```

```
g++ testShapes.o shapes.o tdd.o -o testShapes
```

Specifying a recipe in the makefile

- **Comments** start with a #
- **Definitions** typically are a variable in all caps followed by an equals sign and a string, such as:

```
CXX=g++  
CXXFLAGS=-Wall  
  
BINARIES=proj1
```

```
# testShapes is the target - it is what we want to produce  
# To produce the executable testShapes we need all the .o files  
# Everything to the right of ":" is a dependency for testShapes
```

```
testShapes: testShapes.o shapes.o tdd.o  
    #The recipe for producing the target (testshapes) is below  
    g++ testShapes.o shapes.o tdd.o -o testShapes
```


Demo

- Basics of code compilation in C++ (review)
- Makefiles (used to automate compilation of medium to large projects) consisting of many files
- We will start by using a makefile to compile just a single program
- Extend to the case where your program is split between multiple files
- Understand what each of the following are and how they are used in program compilation
 - Header file (.h)
 - Source file (.cpp)
 - Object file (.o)
 - Executable
 - Makefile
 - Compile-time errors
 - Link-time errors

Writing code that works - its not magic :)

Write a function that RETURNS a string representing an isosceles triangle with a given width

```
s = drawTriangle(5);  
cout<<s;
```

```
    *
```

```
   ***
```

```
  *****
```

Next time

- Files